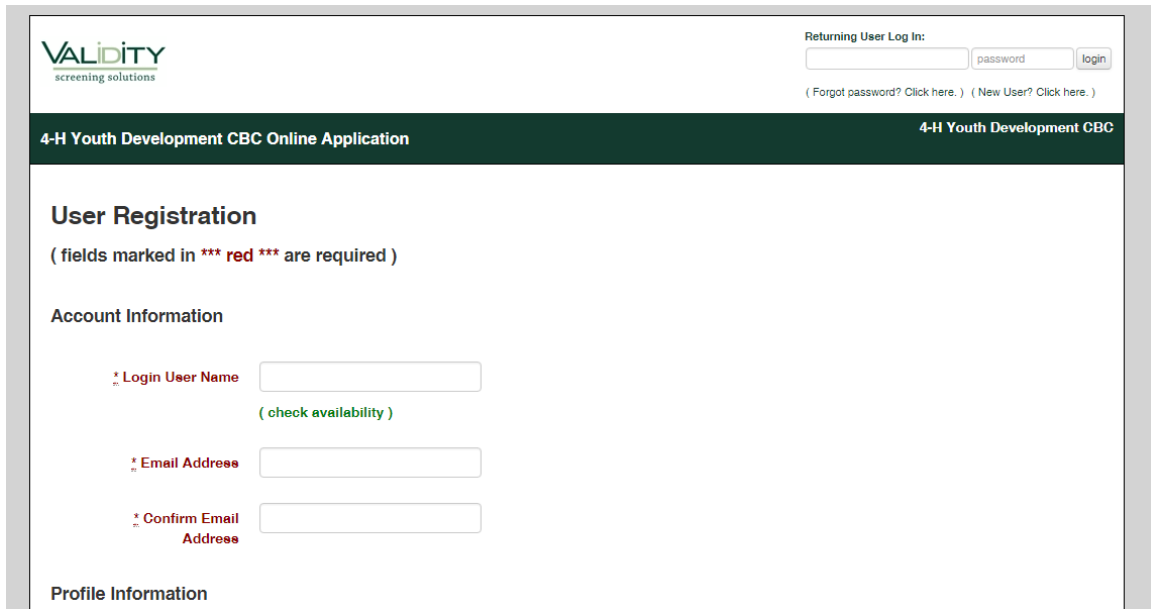


To complete the Criminal Background Check through Validity Screening Solutions, you MUST have a valid e-mail address with access to retrieve your password.

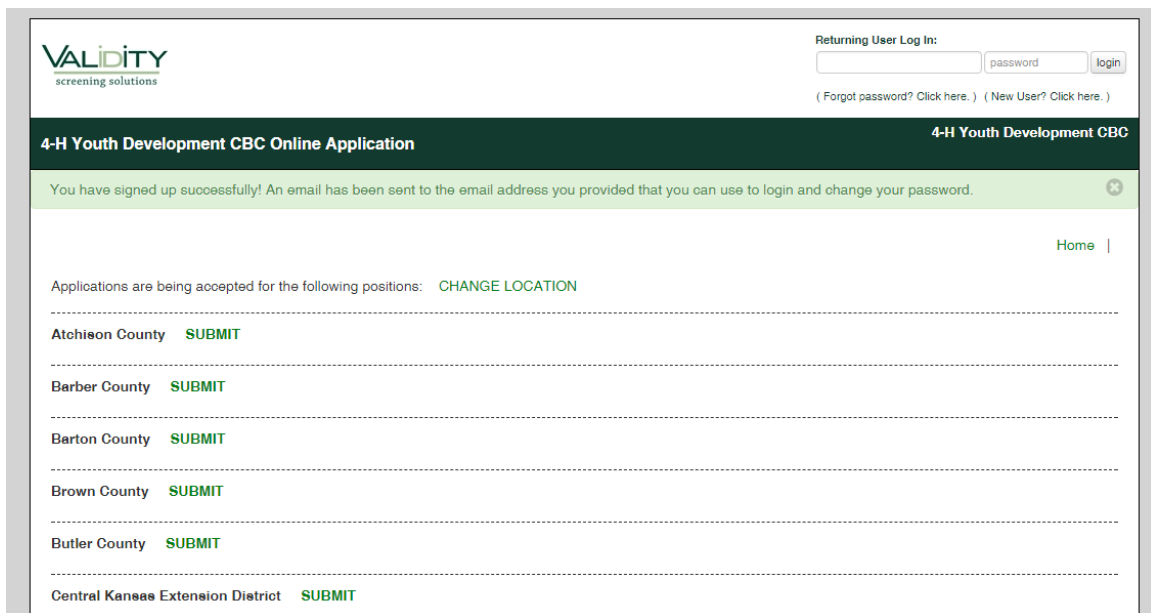
On the homepage (<http://tinyurl.com/cbc-Kansas4H>), select "New User? Click here." in the top, right corner of the page as shown below.



You will be redirected to the User Registration page. Complete this page fully, including the e-mail address you can readily access to retrieve your password. Select "Save" at the bottom of the page.

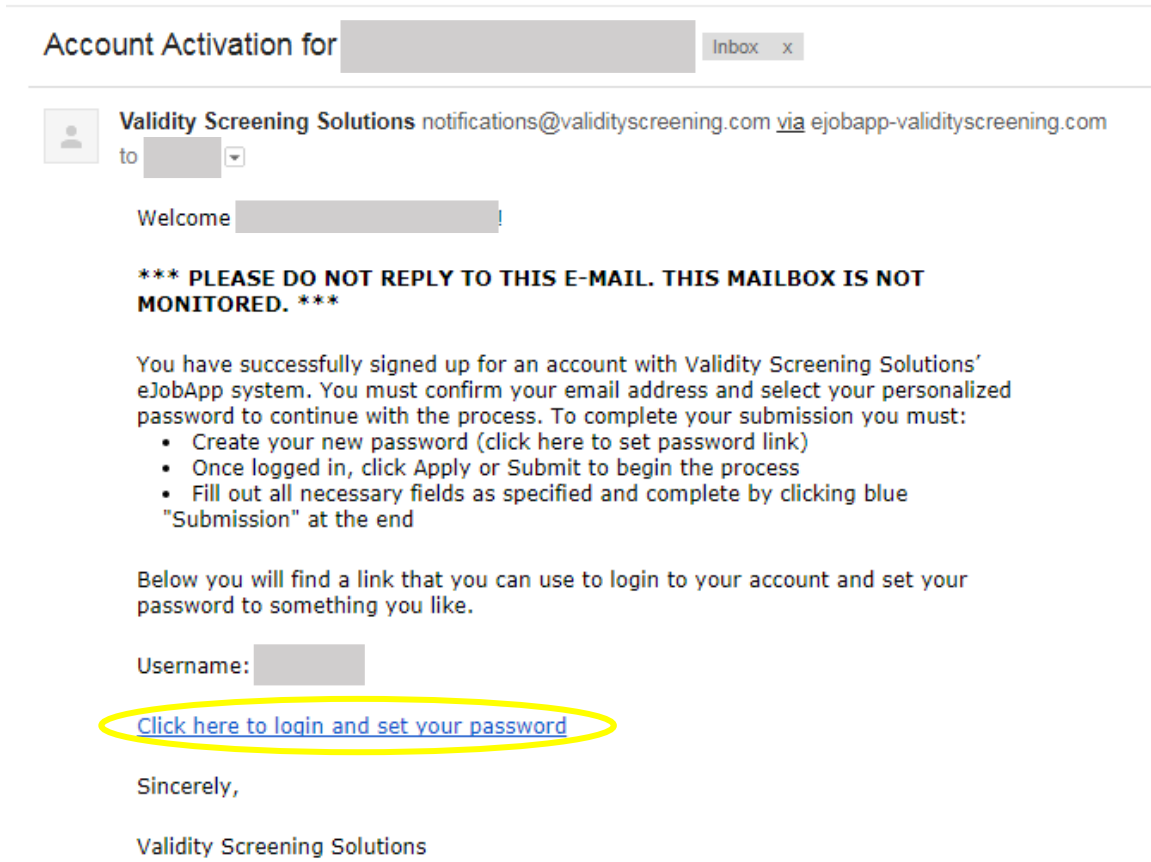


You will be redirected back to the home screen, which will include a message at the top if your registration was successful.

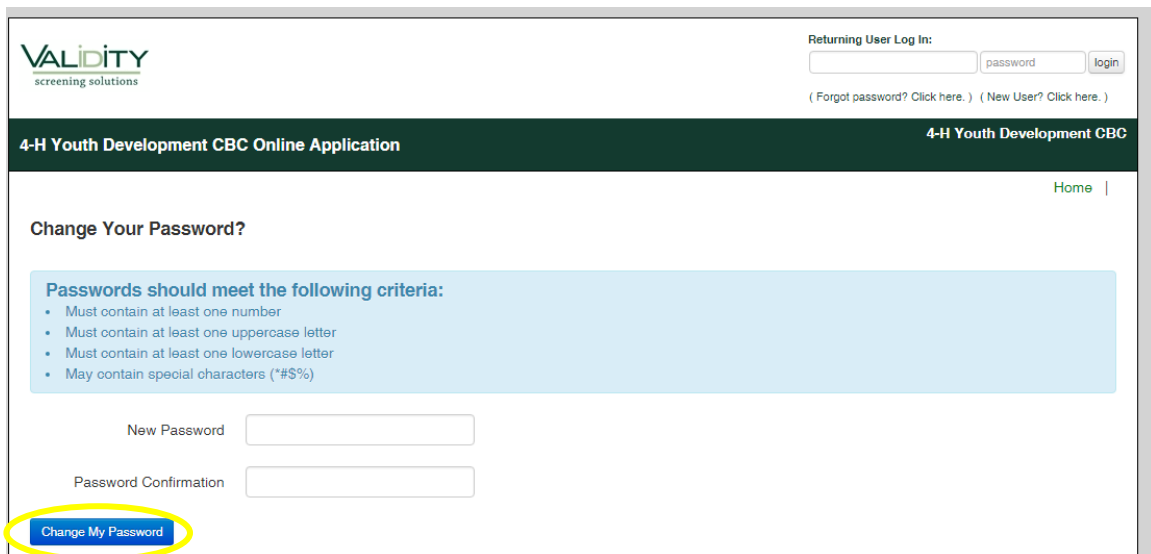


You will now need to access your e-mail to log into your account.

You will receive the following e-mail, which includes your username and a link to login and set your password. Select the link as shown below.



You will be redirected to this page, where you will need to create a password using the criteria provided. Select "Change My Password" when you have created a password and confirmed it.



Again, you will be redirected to the homepage but will be logged in under your information. On the homepage, you will need to scroll down to find River Valley Extension District. All of the counties/districts are listed in alphabetical order. Select "Submit" next to RVED as shown below.

|                                    |                        |
|------------------------------------|------------------------|
| Pratt County                       | <a href="#">SUBMIT</a> |
| Rawlins County                     | <a href="#">SUBMIT</a> |
| Reno County                        | <a href="#">SUBMIT</a> |
| Rice County                        | <a href="#">SUBMIT</a> |
| Riley County                       | <a href="#">SUBMIT</a> |
| River Valley Extension District    | <a href="#">SUBMIT</a> |
| Rolling Prairie Extension District | <a href="#">SUBMIT</a> |

You will be redirected to start the application process as shown below. Follow the instructions and prompts to go through the process, including consents, signatures, and personal information.

4-H Youth Development CBC Online Application

4-H Youth Development CBC  
River Valley Extension District

[Home](#) | [Applications](#) | [My Account](#) | [Logout](#)

SECTIONS

- [Instructions](#)
- [Review](#)

**Instructions**

- This process will take approximately 5 to 10 minutes.
- Please answer all questions accurately and honestly.

[Next >>](#)

Once you have completed all of the steps, you will be on the Application Submission page. It will ask you to verify the following information. If it is all correct and you are ready, select "Submit Application" as shown below.

4-H Youth Development CBC Online Application

4-H Youth Development CBC  
River Valley Extension District

Application successfully updated.

Home | Applications | My Account | Logout

### Application Submission

Your Application has not yet been submitted. Please review the answers you provided for identification. If you need to make a change, click the 'Previous' button to go back to the section you want to change. If you are satisfied with your answers, you may submit your information by clicking the 'Submit application' button below.

Date of Birth: [Redacted]  
Social Security Number: [Redacted]  
Driver's License Number: [Redacted]  
Driver's License State: [Redacted]  
Driver's License Type/Class: [Redacted]

**Your Application has not yet been submitted. You must click the "Submit Application" button below to submit your Application.**

◀ Previous Submit Application

Congratulations! You have completed the Criminal Background Check.